

UNITED STATES BANKRUPTCY APPELLATE PANEL *for the Eighth Circuit*

STATISTICAL REPORT

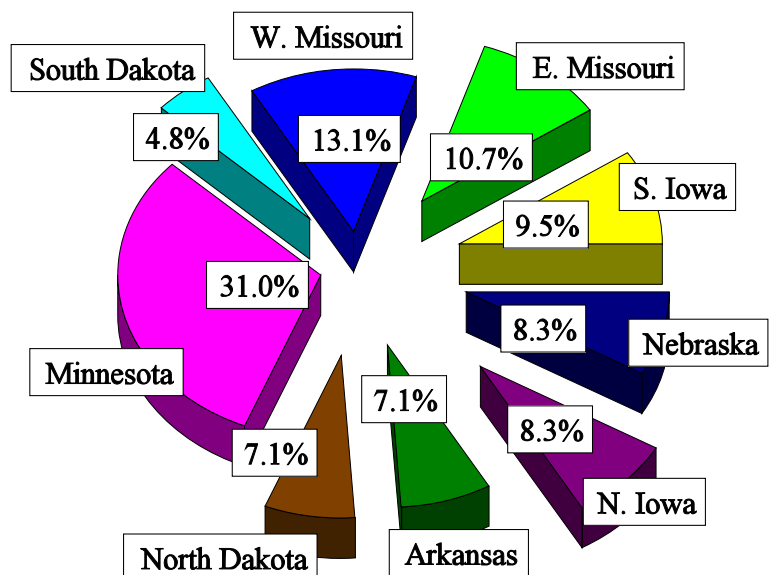
JANUARY 1, 2011 thru DECEMBER 31, 2011

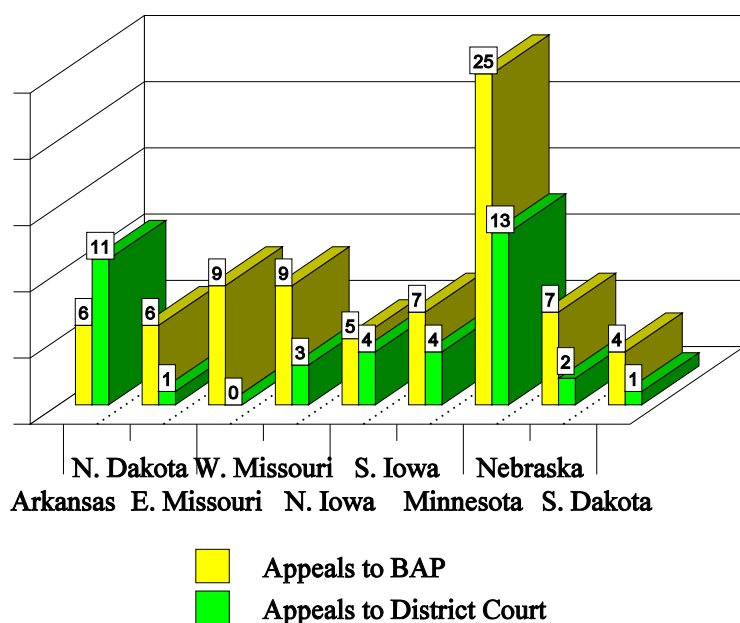
New Case Filings

Eighty-four new cases were docketed by the Bankruptcy Appellate Panel in 2011. Thirteen of those cases (15%) were filed by pro se litigants. Of the cases filed, thirty-nine were appeals from contested matters and forty-five were appeals from adversary proceedings. The graphics below illustrate the breakdown of case origin by district.

New Cases

Arkansas	6
Northern Iowa	7
Southern Iowa	8
Minnesota	26
Eastern Missouri	9
Western Missouri	11
Nebraska	7
South Dakota	4
North Dakota	6
TOTAL	84





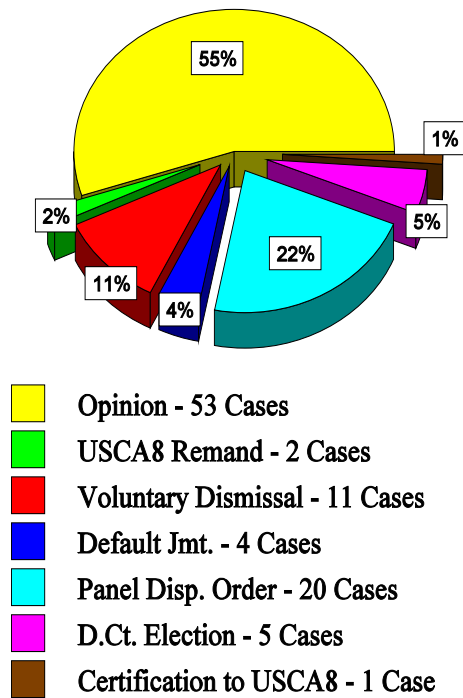
District Court Elections

The chart to the left compares the number of appeals taken to the Bankruptcy Appellate Panel with those taken to the District Courts. In 2011, one hundred seventeen appeals were taken from the Bankruptcy Courts. Seventy-eight of those cases (67%) were appealed to and remained with the Bankruptcy Appellate Panel; thirty-nine of the cases (33%) were appealed directly to or were transferred to the District Courts.

Case Processing Time

In 2011, Administrative Panel matters were resolved, on average, in four days. Listed in the table below are average processing times calculated for cases which were briefed, submitted on the merits and subsequently closed in 2011.

Interval:	1	2	3	Total Processing Time
From:	Docketing	Aplee's Brief	Submission	
To:	Aplee's Brief	Submission	Disposition	
Cases Submitted w/Arg.	66 days 2.2 months	93 days 3 months	34 days 1.1 months	193 days 6.3 months
Cases Submitted w/o Arg.	64 days 2.1 months	28 days .9 months	25 days .8 months	117 days 3.8 months
All Cases	6.5 days 2.1 months	76 days 2.5 months	32 days 1 month	173 days 5.6 months

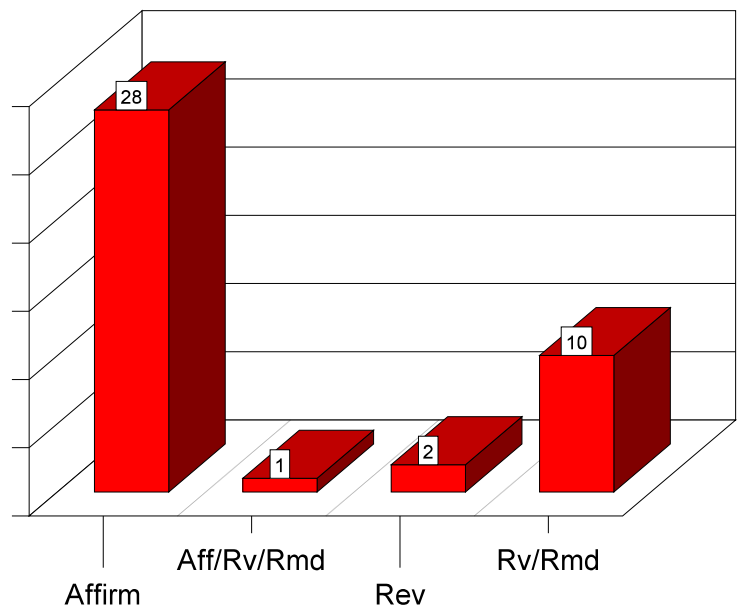


Case Dispositions

Ninety-four cases were closed in 2011. In addition, two cases which had previously been closed were re-opened and new judgments were entered pursuant to reversal orders from the U.S. Court of Appeals. The court wrote a total of forty-one opinions which disposed of fifty-three cases. To the left is a breakdown of the method by which each case was closed.

Opinion Breakdown

The chart to the right breaks down each opinion by its outcome. As shown in the chart, the majority of opinions (68%) affirmed the Bankruptcy Court decision.



Panel Referrals

In 2011, twenty-two referrals were made to Administrative Panels; three of those cases were subsequently referred back to the panels, resulting in a total of twenty-five Administrative Panel referrals. Fifteen cases were submitted on the merits without oral argument and forty-one cases were submitted on the merits after oral argument in 2011. Hearings were held in Fargo, Omaha (2), Kansas City (2), St. Paul (3), Minneapolis, Little Rock, Des Moines and St. Louis.

Appeals to the U.S. Court of Appeals

A total of twenty-six bankruptcy appeals were taken to the U.S. Court of Appeals in 2011. Of those appeals, ten were from District Court decisions and sixteen were from Bankruptcy Appellate Panel decisions.

In addition to the sixteen notices of appeal taken from the Bankruptcy Appellate Panel to the Court of Appeals in 2011, thirteen cases were pending before the Court of Appeals at the beginning of the year. Eighteen cases were closed by the Court of Appeals during the last year, leaving a total of eleven pending cases. Following is a breakdown of the method by which BAP cases appealed to the Court of Appeals were closed:

Affirmed..	9
Affirmed, Reversed and Remanded..	1
Reversed and Remanded.	1
Voluntarily Dismissed.	5
Dismissed..	2