

UNITED STATES BANKRUPTCY APPELLATE PANEL *for the Eighth Circuit*

STATISTICAL REPORT

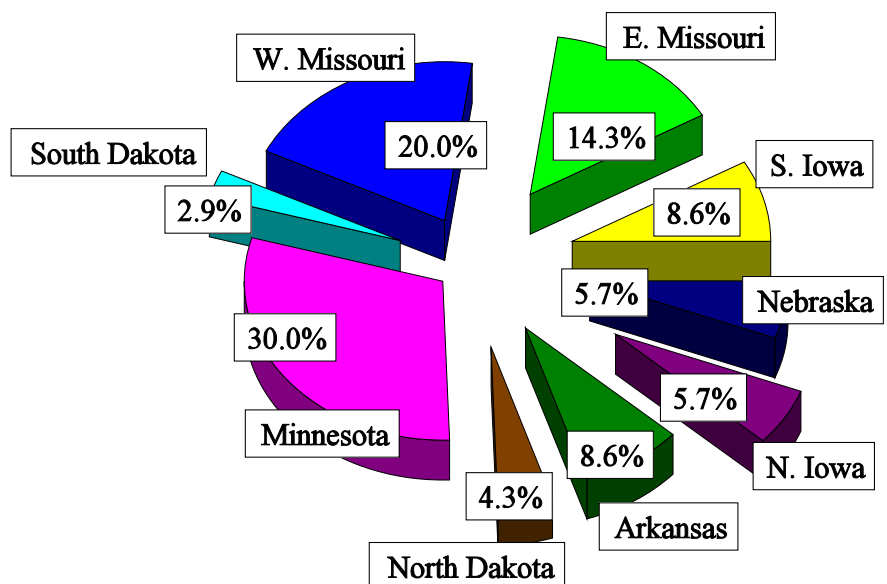
JANUARY 1, 2012 thru DECEMBER 31, 2012

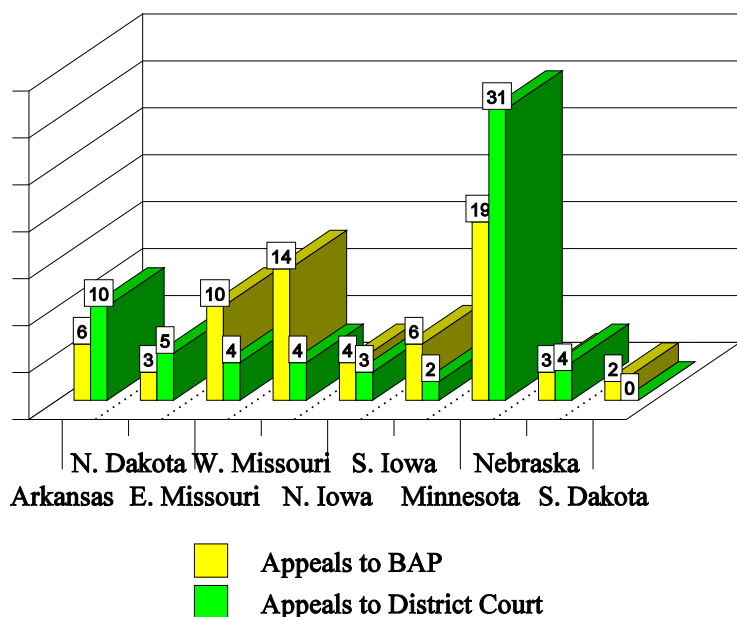
New Case Filings

Seventy new cases were docketed by the Bankruptcy Appellate Panel in 2012. Seventeen of those cases (24%) were filed by pro se litigants. Of the cases filed, forty were appeals from contested matters and thirty were appeals from adversary proceedings. The graphics below illustrate the breakdown of case origin by district.

New Cases

Arkansas	6
Northern Iowa	4
Southern Iowa	6
Minnesota	21
Eastern Missouri	10
Western Missouri	14
Nebraska	4
South Dakota	2
North Dakota	3
TOTAL	70





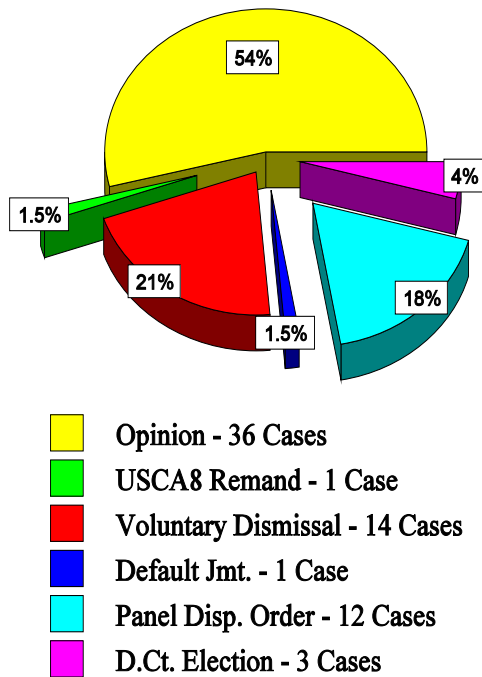
District Court Elections

The chart to the left compares the number of appeals taken to the Bankruptcy Appellate Panel with those taken to the District Courts. In 2012, one hundred thirty appeals were taken from the Bankruptcy Courts. Sixty-seven of those cases (52%) were appealed to and remained with the Bankruptcy Appellate Panel; sixty-three of the cases (48%) were appealed directly to or were transferred to the District Courts.

Case Processing Time

In 2012, Administrative Panel matters were resolved, on average, in three days. Listed in the table below are average processing times calculated for cases which were briefed, submitted on the merits and subsequently closed in 2012.

Interval:	1	2	3	Total Processing Time
From:	Docketing	Aplee's Brief	Submission	
To:	Aplee's Brief	Submission	Disposition	
Cases Submitted w/Arg.	72 days 2.3 months	76 days 2.5 months	34 days 1.1 months	182 days 5.9 months
Cases Submitted w/o Arg.	65 days 2.1 months	38 days 1.2 months	25 days .8 months	128 days 4.1 months
All Cases	68 days 2.2 months	56 days 1.8 months	29 days .9 month	153 days 4.9 months

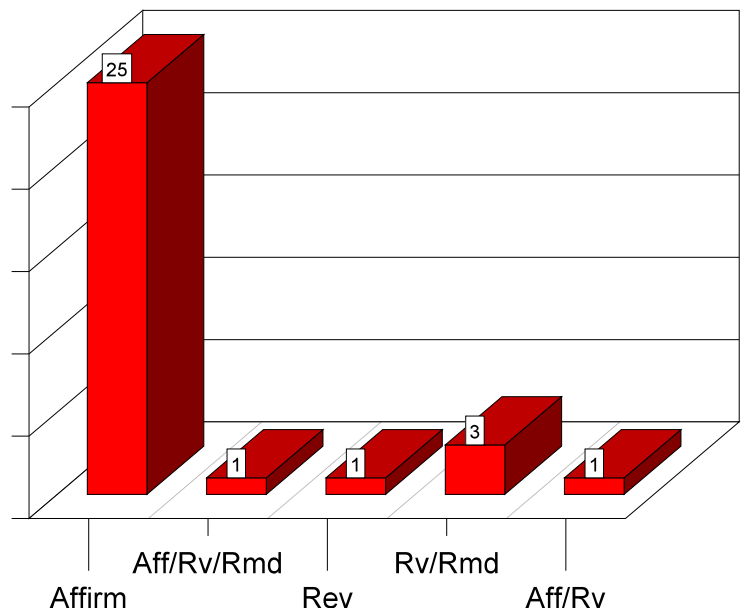


Case Dispositions

Sixty-six cases were closed in 2012. In addition, one case which had previously been closed was re-opened and a new judgment was entered pursuant to a reversal order from the U.S. Court of Appeals. The court wrote a total of thirty-one opinions which disposed of thirty-six cases. To the left is a breakdown of the method by which each case was closed.

Opinion Breakdown

The chart to the right breaks down each opinion by its outcome. As shown in the chart, the majority of opinions (81%) affirmed the Bankruptcy Court decision.



Panel Referrals

In 2012, twenty referrals were made to Administrative Panels; five of those cases were subsequently referred back to the panels, resulting in a total of twenty-five Administrative Panel referrals. Eighteen cases were submitted on the merits without oral argument and fifteen cases were submitted on the merits after oral argument in 2012. Hearings were held in St. Paul, St. Louis and Kansas City (2). While in Kansas City, the Panel also heard arguments from Fargo and St. Paul using video-conference equipment.

Appeals to the U.S. Court of Appeals

A total of twenty-eight bankruptcy appeals were taken to the U.S. Court of Appeals in 2012. Of those appeals, ten were from District Court decisions and eighteen were from Bankruptcy Appellate Panel decisions.

In addition to the eighteen notices of appeal taken from the Bankruptcy Appellate Panel to the Court of Appeals in 2012, eleven cases were pending before the Court of Appeals at the beginning of the year. Seventeen cases were closed by the Court of Appeals during the last year, leaving a total of twelve pending cases. Following is a breakdown of the method by which BAP cases appealed to the Court of Appeals were closed:

Affirmed..	12
Reversed and Remanded.	1
Voluntarily Dismissed.	1
Dismissed..	3