

UNITED STATES BANKRUPTCY APPELLATE PANEL *for the Eighth Circuit*

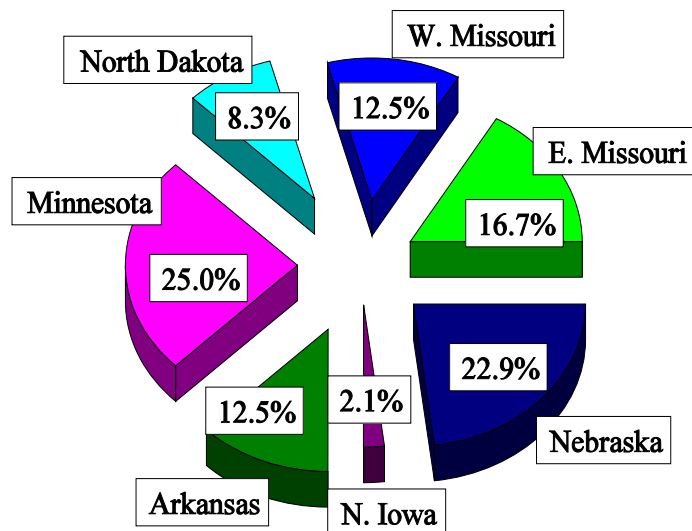
STATISTICAL REPORT

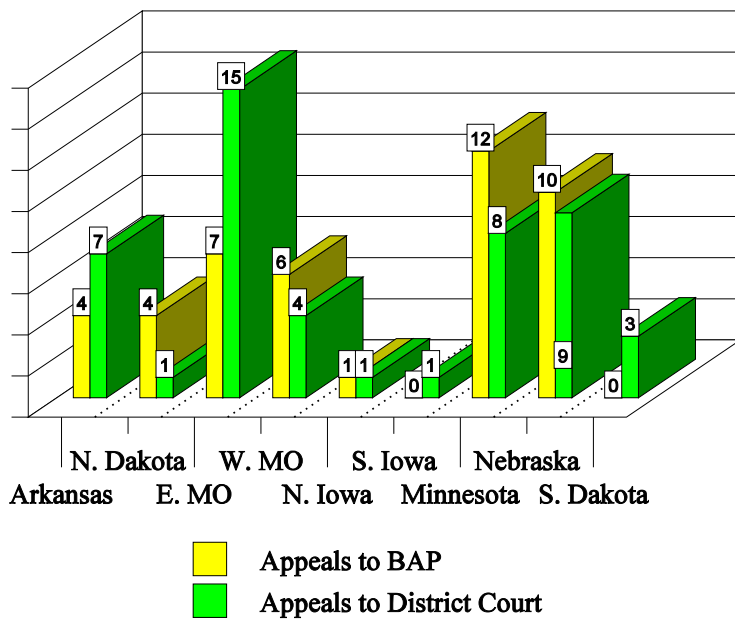
JANUARY 1, 2014 thru DECEMBER 31, 2014

New Case Filings

Forty-eight new cases were docketed by the Bankruptcy Appellate Panel in 2014. Nine of those cases (19%) were filed by pro se litigants. Of the cases filed, thirty-three were appeals from contested matters and fifteen were appeals from adversary proceedings. The graphics below illustrate the breakdown of case origin by district.

New Cases	
Arkansas	6
Northern Iowa	1
Southern Iowa	0
Minnesota	12
Eastern Missouri	8
Western Missouri	6
Nebraska	11
South Dakota	0
North Dakota	4
TOTAL	48





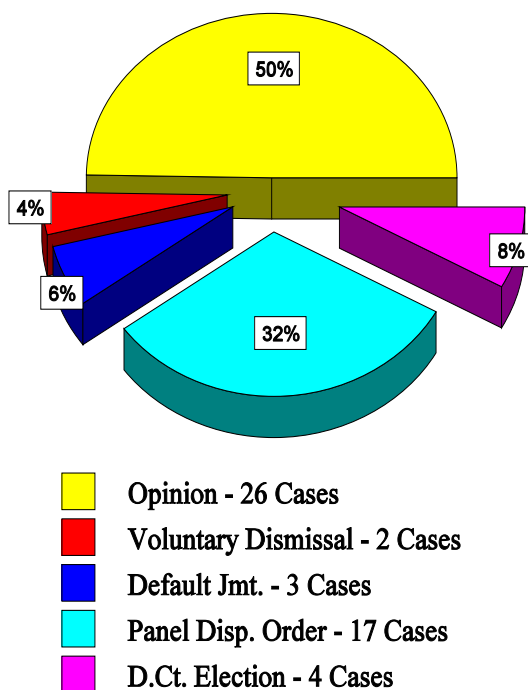
District Court Elections

The chart to the left compares the number of appeals taken to the Bankruptcy Appellate Panel with those taken to the District Courts. In 2014, ninety-three appeals were taken from the Bankruptcy Courts. Forty-four of those cases (47%) were appealed to and remained with the Bankruptcy Appellate Panel; forty-nine of the cases (53%) were appealed directly to or were transferred to the District Courts.

Case Processing Time

In 2014, Administrative Panel matters were resolved, on average, in four days. Listed in the table below are average processing times calculated for cases which were briefed, submitted on the merits and subsequently closed in 2014.

Interval:	1	2	3	Total Processing Time
From:	Docketing	Aplee's Brief	Submission	
To:	Aplee's Brief	Submission	Disposition	
Cases Submitted w/Arg.	77 days 2.5 months	67 days 2.2 months	36 days 1.2 months	180 days 5.9 months
Cases Submitted w/o Arg.	77 days 2.5 months	48 days 1.6 months	35 days 1.1 months	160 days 5.2 months
All Cases	77 days 2.5 months	55 days 1.8 months	36 days 1.2 month	168 days 5.5 months

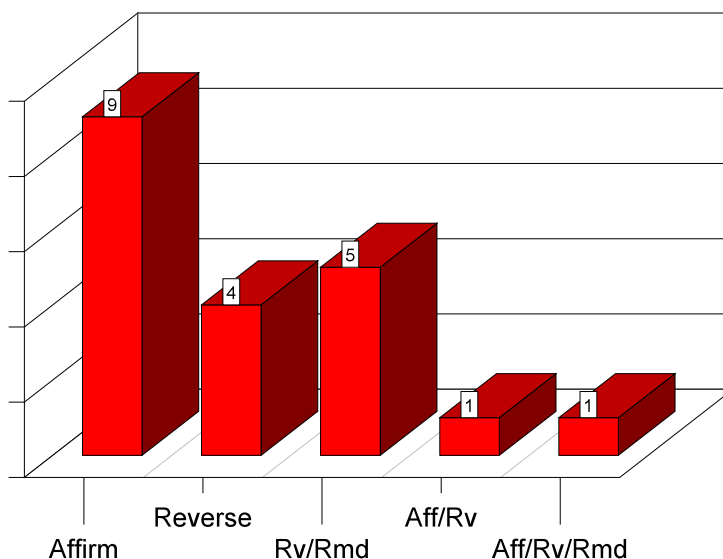


Case Dispositions

Forty-six cases were closed in 2014. In addition, six cases which had previously been closed were re-opened and new judgments were entered pursuant to orders from the U.S. Court of Appeals. The court wrote a total of twenty opinions which disposed of twenty-six cases. To the left is a breakdown of the method by which each case was closed.

Opinion Breakdown

The chart to the right breaks down each opinion by its outcome. As shown in the chart, only 45% of the opinions r affirmed the Bankruptcy Court decision.



Panel Referrals

In 2014, eleven referrals were made to Administrative Panels. In addition, two cases were referred back to the Ad Panel, resulting in a total of thirteen Administrative Panel referrals. Fifteen cases were submitted on the merits without oral argument and seven cases were submitted on the merits after oral argument. Hearings were held in St. Paul, St. Louis and Omaha.

Appeals to the U.S. Court of Appeals

A total of twenty-nine bankruptcy appeals were taken to the U.S. Court of Appeals in 2014. Of those appeals, nineteen were from District Court decisions and ten were from Bankruptcy Appellate Panel decisions.

In addition to the ten notices of appeal taken from the Bankruptcy Appellate Panel to the Court of Appeals in 2014, nineteen cases were pending before the Court of Appeals at the beginning of the year. Nineteen cases were closed by the Court of Appeals during the last year, leaving a total of ten pending cases. Following is a breakdown of the method by which BAP cases appealed to the Court of Appeals were closed:

Affirmed..	10
Voluntarily Dismissed.	1
Dismissed..	3
Affirmed in Part/Remanded	2
Reversed	1
Reversed and Vacated	1
Vacated and Remanded.	1