

# UNITED STATES BANKRUPTCY APPELLATE PANEL *for the Eighth Circuit*

---

## STATISTICAL REPORT

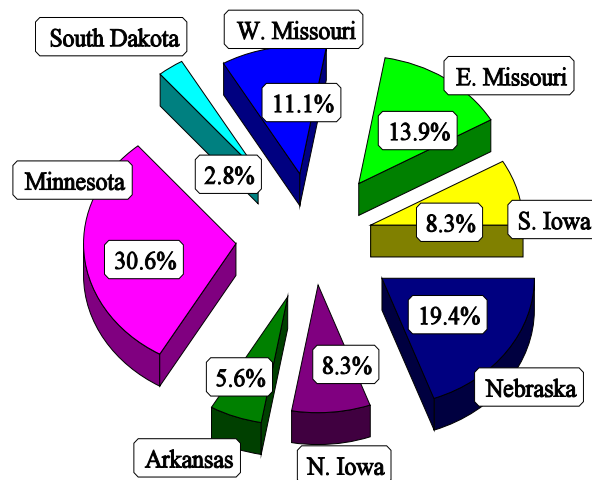
**JANUARY 1, 2015 thru DECEMBER 31, 2015**

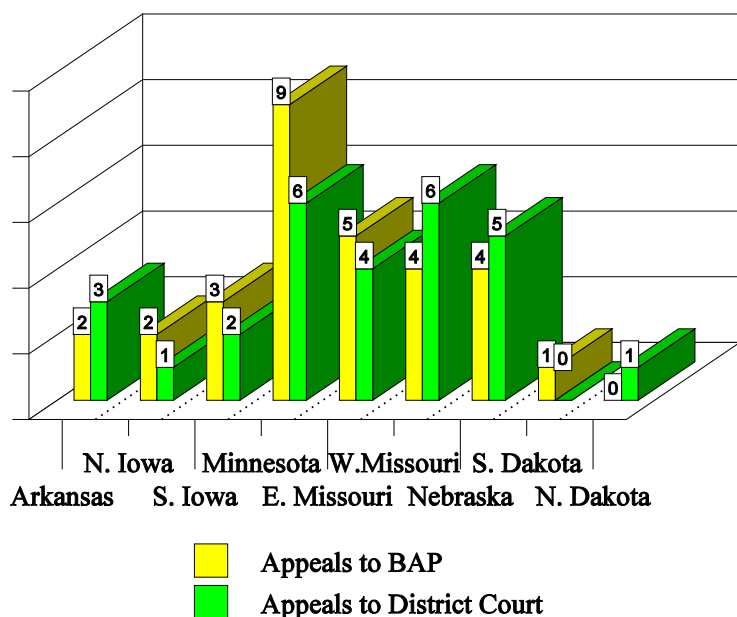
### New Case Filings

Thirty-six new cases were docketed by the Bankruptcy Appellate Panel in 2015. Seven of those cases (19%) were filed by pro se litigants. Of the cases filed, sixteen were appeals from contested matters and twenty were appeals from adversary proceedings. The graphics below illustrate the breakdown of case origin by district.

**New Cases**

Arkansas	2
Northern Iowa	3
Southern Iowa	3
Minnesota	11
Eastern Missouri	5
Western Missouri	4
Nebraska	7
South Dakota	1
North Dakota	0
<b>TOTAL</b>	<b>36</b>





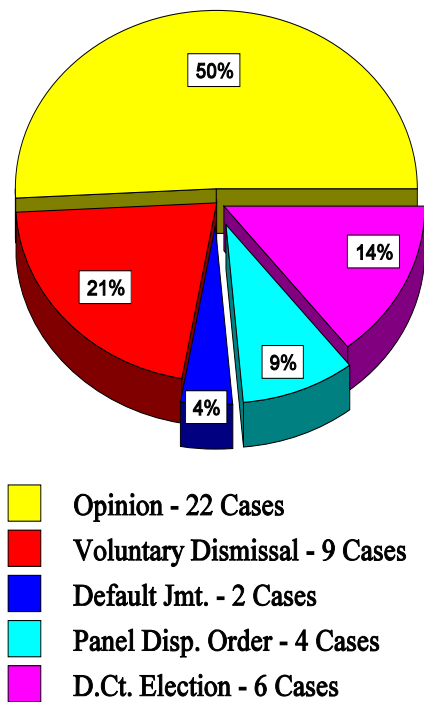
## District Court Elections

The chart to the left compares the number of appeals taken to the Bankruptcy Appellate Panel with those taken to the District Courts. In 2015, fifty-eight appeals were taken from the Bankruptcy Courts. Thirty of those cases (52%) were appealed to and remained with the Bankruptcy Appellate Panel; twenty-eight of the cases (48%) were appealed directly to or were transferred to the District Courts.

## Case Processing Time

In 2015, Administrative Panel matters were resolved, on average, in just over two days. Listed in the table below are average processing times calculated for cases which were briefed, submitted on the merits and subsequently closed in 2015.

Interval:	1	2	3	Total Processing Time
From:	Docketing	Aplee's Brief	Submission	
To:	Aplee's Brief	Submission	Disposition	
Cases Submitted w/Arg.	91 days 2.9 months	72 days 2.4 months	36 days 1.2 months	199 days 6.5 months
Cases Submitted w/o Arg.	90 days 2.9 months	31 days 1 month	27 days .9 months	148 days 4.9 months
All Cases	90 days 2.9 months	57 days 1.9 months	33 days 1.1 month	180 days 5.9 months

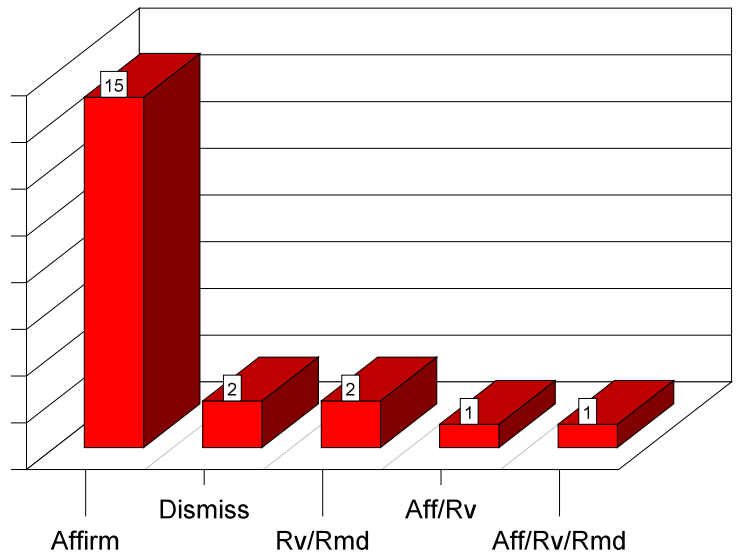


## Case Dispositions

Forty-three cases were closed in 2015. In addition, one case which had previously been closed was re-opened and a new judgment was entered pursuant to an order from the U.S. Court of Appeals. The court wrote a total of twenty-one opinions which disposed of twenty-two cases. To the left is a breakdown of the method by which each case was closed.

## Opinion Breakdown

The chart to the right breaks down each opinion by its outcome. As shown in the chart, 71% of the opinions affirmed the Bankruptcy Court decision.



## **Panel Referrals**

In 2015, eleven referrals were made to Administrative Panels. In addition, two cases were referred back to the Ad Panel, resulting in a total of thirteen Administrative Panel referrals. Eight cases were submitted on the merits without oral argument and fourteen cases were submitted on the merits after oral argument. Hearings were held in St. Paul, St. Louis, Kansas City and Omaha.

## **Appeals to the U.S. Court of Appeals**

A total of twenty-two bankruptcy appeals were taken to the U.S. Court of Appeals in 2015. Of those appeals, fourteen were from District Court decisions and eight were from Bankruptcy Appellate Panel decisions.

In addition to the eight notices of appeal taken from the Bankruptcy Appellate Panel to the Court of Appeals in 2015, eleven cases were pending before the Court of Appeals at the beginning of the year. Twelve cases were closed by the Court of Appeals during the last year, leaving a total of seven pending cases. Following is a breakdown of the method by which BAP cases appealed to the Court of Appeals were closed:

Affirmed.. . . . .	7
Voluntarily Dismissed. . . . .	1
Dismissed.. . . . .	3
Reversed . . . . .	1